

## CabMaker Version 10 new features:

### - Cabinets 2 Tab 4) Finished Panels

1. Modified parameter captions. Main Caption remains enabled when Left column is disabled.
2. Added Pillar Width and Pillar Support Depth for new pillar feature.

4) Finished Panels

Finished Panels:

Door Panel:

Number Panels Wide:  High:

Mid Rail Hts:

Adjust Footprint: Left:  Right:

Front Overhang: Left:  Right:

Front Override: Left:  Right:

Back Overhang: **1** Left:  Right:

Top Overhang: Left:  Right:

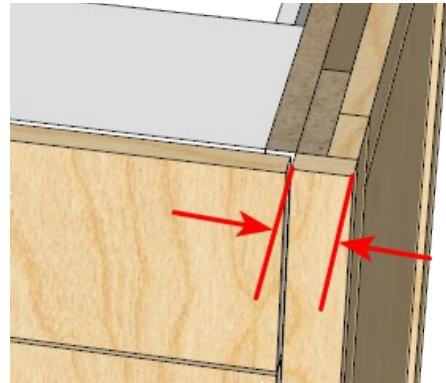
Bottom Overhang: Left:  Right:

Bottom Override: Left:  Right:

Offset: Left:  Right:

Pillar Width: **2** Left:  Right:

Pillar Support Depth: **2** Left:  Right:



3. Tall Cabinets split pantry can be adjusted for left and right widths.

4) Mid Section Left Side

Cluster Size:  Rod From Back:

Closet Rods:

Fixed Shelves:

Adj Shelves:

Pullouts:

Pullout Heights:

Pullout Depths:

5) Mid Section Right Side

Width Right Side:

Cluster Size:  Rod From Back:

Closet Rods:

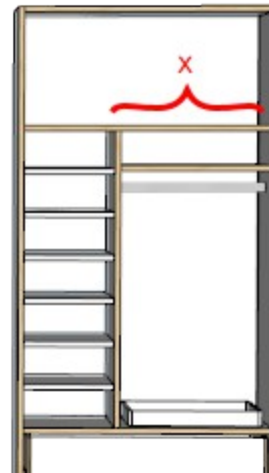
Fixed Shelves:

Adj Shelves:

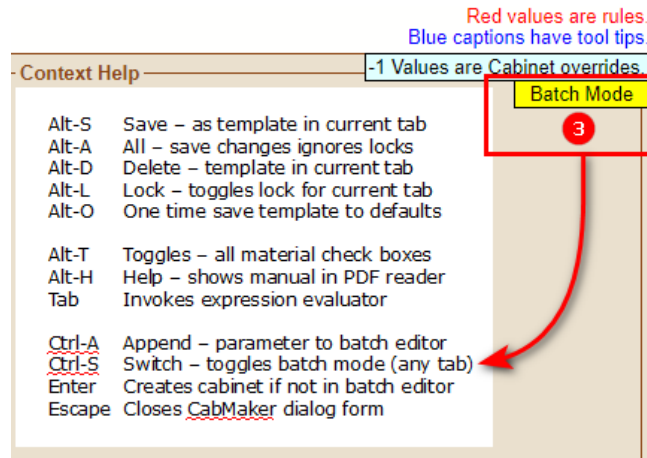
Pullouts:

Pullout Heights:

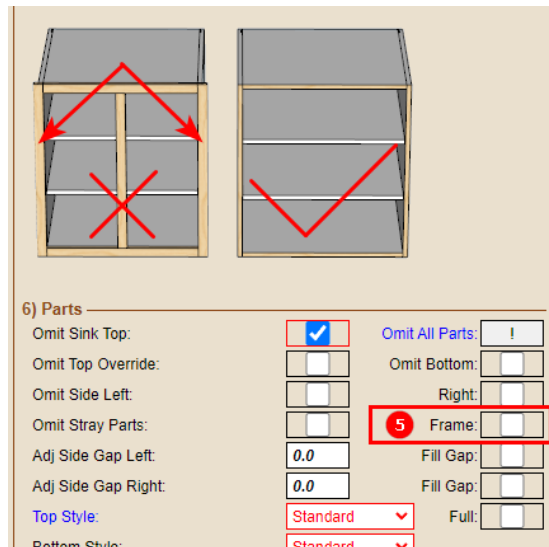
Pullout Depths:



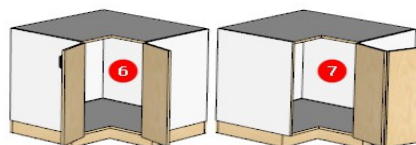
4. Added shortcut to Toggle Batch Editor. Alt-B now toggles and the Yellow “?” mark changes to “Batch”.
  - Ctrl-A – adds parameter to editor when in Batch Mode
  - Ctrl-Shift-A – adds parameter to editor even when NOT in Batch Mode
  - Ctrl-Shift-S – toggles batch mode even if not editing 2 or more cabinets



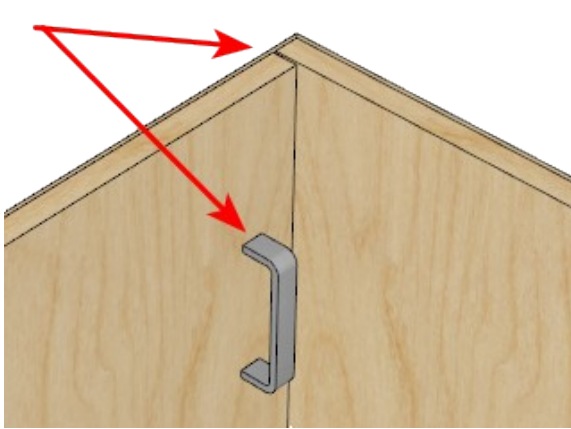
5. Added hotkey to use editor for any parameter and value for any tab regardless of Batch Mode and editing mode.
6. Added Omit Frame to Rules tab section 6) Parts.



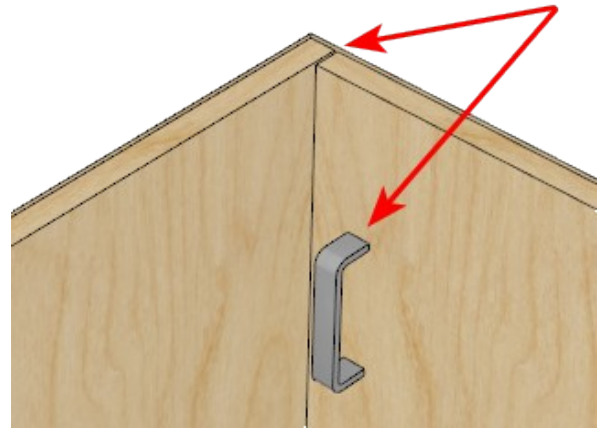
7. You can now have return cabinets have both doors hinged (less weight on the hinge)
8. Or go with a single door option (works like before).



9. With the both doors hinged option you can have handle on Left or handle on Right.

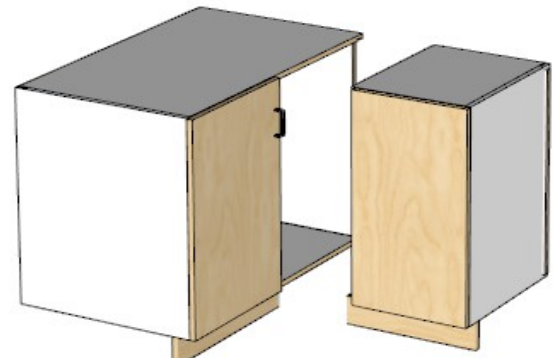
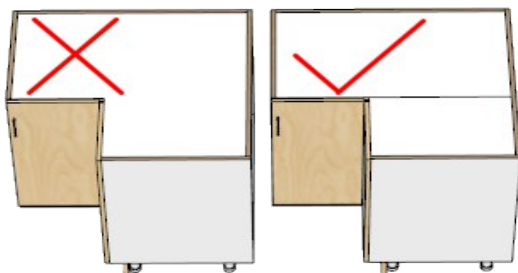
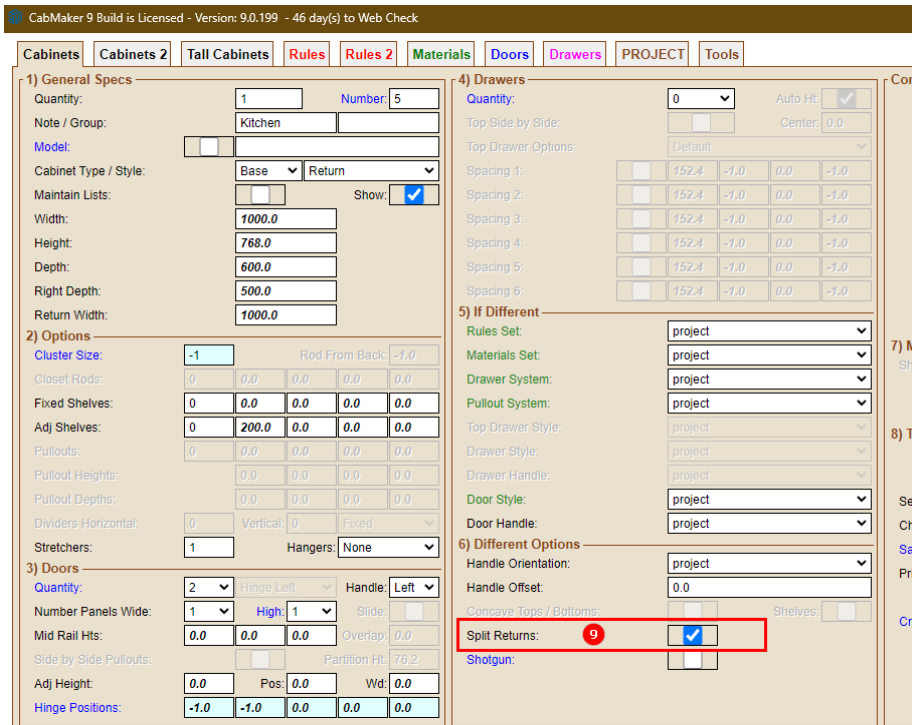


Handle Left

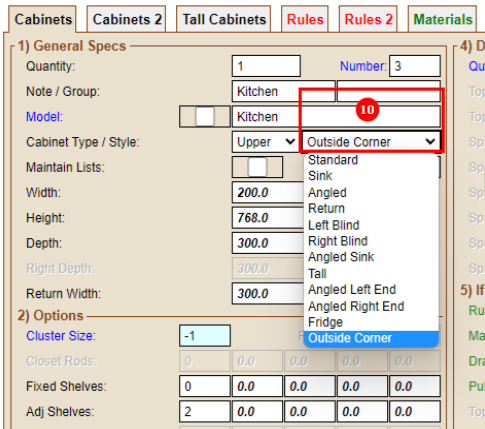


Handle Right

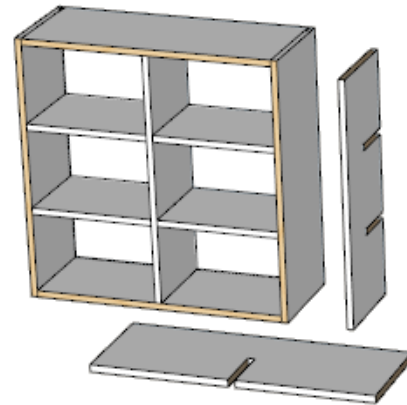
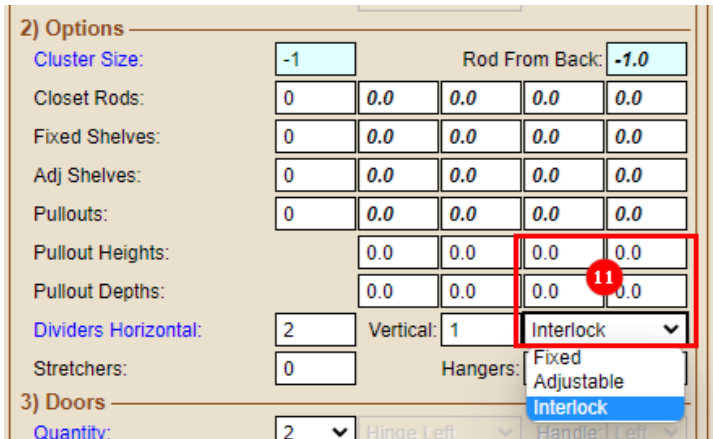
10. Return cabinets now have a Split Returns option which turns the cabinet into a 2 piece cabinet.



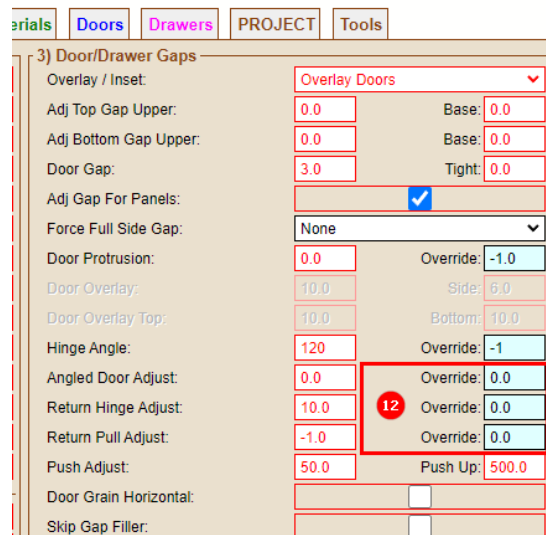
11. Added a new cabinet type “Outside Corner” for 45 degree corners on Cabinets tab Section 1). Width is at the back (left) and Return Width is at the back (right)



12. Improved Dividers on Cabinets tab Section 2). You can now have Fixed, Adjustable or Interlocking shelves. Here is an example with Interlocking.



13. Added 3 cabinet overrides for door size adjustments for return and angled cabinets on Rules 2 tab Section 3)



14. CabMaker sending more info over to cutmaster for sides, tops, bottoms and backs etc.
15. Now hiding edges of Gala strips where they meet up. Cleaner look.
16. Modified description of tops, bottoms, fixed shelves, adjustable shelves and backs for cabinets. For example: Split Return parts show as "Top 1" and "Top 2" etc.

And some bug fixes:

17. Frameless Inset doors had a bug with the inset amount for single doors. Fixed
18. Batch Editor would sometimes throw an exception when the text box was empty. Fixed.
19. Split Returns – Back not always lining up. Fixed
20. Stretchers and Stretcher drilling not supporting all construction methods. Fixed
21. Side by Side drawer is broken. Fixed
22. Side by Side with single partition is broken. Fixed
23. Adjust Side Gap (Left and Right) with Fill Gap checked did not align properly with base cabinets and regular kicks. Fixed
24. Pie doors (2 door hinged) not lining up for all construction methods. Fixed
25. Split Returns – Adjustable shelf not correct. Fixed
26. Outside Angle not handling M&T for tops / bottoms and fixed shelves
27. Hanger information not properly going over to cutmaster
28. Mortise for hangers in side panels not correct.
29. You can adjust the door gap for Angled Outside Corner cabinet.